







## 25K Relay Exchange Zone Leg #2 – Butterworth/Wilson

### Relay Participant Details

- 1<sup>st</sup> Leg participants should be on the left side of the course when turning the corner onto Wilson to enter the exchange zone area.
- Leg #2 - Know the estimated time your team member will arrive
- Volunteers will be guiding Leg #1 participants into the chute
- Tag your team member and take off
- Ice Mountain water will be available
- If needed, medical is on-site
- Transportation to Finish Line leaves at approximately 9:50 a.m. – don't miss the bus**

-  25K Relay Refreshments
-  Relay Aid Station  
Medical &  
Communication
-  Relay Member  
Transportation
-  Timing Mats

